



Performance
Event Lighting

 **Product Range 2013**

It's all about the performance.


Welcome to the world of Multiform, where solid state lighting and digital lighting control enter the next level of technology, performance and affordability. We would like to take this opportunity to give you an insight into how we do what we do - designing, manufacturing and distributing world-class solid state lighting fixtures and controllers for demanding applications from entertainment to architecture.

■ **Design.** As a company founded by engineers, designing a product and perfecting its performance is an ongoing challenge for us. That's why every aspect of a product, whether it is the appearance, the usability, the performance or the durability, receives our outmost attention in every phase of the design, whether it be the concept, the initial design, the verification phase or the eventual transfer to production. Using world-class tools, both hardware and software, and the most skilled and experienced manpower, we are proud that our designs are not only unique, but also outstanding in their ease of use, performance and longevity.


■ **Manufacturing.** In a world dominated by outsourcing, we are one of the few companies who have retained full control of their supply chain and the manufacturing of all products. This way, we can be sure about the quality of each part, we can provide traceability of each component, control the assembly process and properly inspect each finished product. Further, manufacturing of variants and smaller batches can be handled with greater flexibility. Unlike many of our competitors, we are not just a brand, selling the products of the same factories used by other brands. We are a true designer and manufacturer of every one of our products. Our heavy investment in state-of-the-art manufacturing and test equipment sets us apart and maintains our competitive advantage.

■ **Distribution.** Dedication to a regional distribution model has always been a vital part of Multiform's success. With our largely professional and commercial user base, competent technical support by our exclusive distributors and their qualified rental, retail and installation channels is decisive. Comprehensive service information and excellent spare part support make our products a wise decision for years to come. That's why you won't find a Multiform product on supermarket shelves and discount websites, but only in the showrooms of qualified retailers, contractors, installers, and rental companies.


PROCESSES



■ **PCB Design.** It takes experience and attention to detail to create a PCB layout which performs well, balances heat dissipation properly and complies with EMC requirements. Integrated schematic/layout software facilitates the job.



■ **Mechanical Design.** Creativity and knowledge are needed when a product must survive years on the road, allow proper heat management and still sell for an affordable price. Our 3D-CAD-System is indispensable for this task.



■ **Optical Design.** Low optical losses, controlled beam patterns and even color mixing need good design of the secondary optical systems used. Our optical simulation software helps us with the optimization process.



■ **Procurement.** We only buy what our engineers have approved, while consistent quality, availability and price is our target. Our fully integrated ERP/MRP system helps us to optimize our supply chain and achieve our goal.

MATERIALS & QUALITY



■ **Precision metal work.** Where standard sheet metal and simple sand casted parts can not achieve the required heat dissipation and sealing for water ingress protection, our pressure-die-cast and extrusion parts ensure proper performance.



■ **Branded LEDs driven by switch-mode regulators and mounted on a low thermal resistance metal core PCB:** the ultimate combination to reduce heat generation, maximize heat dissipation and thus enhance LED lifetime.



■ **Optical Testing.** Competent design is the basis for a great-performing product - but only verification can prove us right. Whether in R&D, incoming quality control or final inspection, our spectrometer system with integrating sphere does the job.



■ **Ageing Test.** Every unit made undergoes a total of 72 hours testing time, from the bare PCB through to the assembled product. Making sure that every product works reliably from start to finish of its lifetime is our ultimate goal.



Iain Price-Smith - „Mr. MultiForm“



1976 Factory in Woking, UK



1991 Factory in Uckfield, UK



1972 Where it all started - The first Multiphase




1981 The legendary Multiphase 420 series



1984 Real Sound-to-Light: Multiphase 412



1986 First programmable product: Light-J



1986 Hands on: LightFingers Touchpanel



1988 Showtime! Scorpio Programmable Desk



1994 Logical Extension: Rakpac 2610 Dimmer



2007 Paradigm Change: First Multispot

40 Years. And counting.

MultiForm is not only about the latest products, technologies and design techniques in the era of digital lighting - it is also a piece of history in the world of entertainment and display lighting. Being amongst the very first to build dimmable chase light controllers, we have not only taken a leading role in the development of this industry, but have also contributed some of the major innovations over four decades, like the first truly responsive sound-to-light function. Go with us back in time.

1971

Our founder, Mr. Iain Price-Smith, sets up MultiForm Electronics Ltd. and establishes its premises in a former boat shed by Teddington Lock, England.

1972

The company grows and moves to Portugal Road in Woking, England.

1976

The company temporarily engages itself as a subcontract manufacturer of modules for Midas live mixing consoles and the BBC.

1977

MultiForm is a founding member of BADEM - today better known as PLASA.

1981

Space gets tight again and MultiForm moves to a new factory in Uckfield, England.

1991

MultiForm moves to implement an ERP system for supply chain management.

2000

The Uckfield factory gets damaged in a flood and manufacturing is relocated to subcontractors.

2006

MultiForm is acquired by Nuclus Holdings Ltd. with former MD Iain Price-Smith still actively involved in product design and marketing.

2007

Supply chain operations are relocated to Hong Kong while design and engineering mainly remains in Europe. An entirely new range of LED-based lighting fixtures is released. Manufacturing is relocated to a fully-owned factory in Guangzhou-Panyu, China.

2010

The Guangzhou factory moves into a brand new 2500sqm facility with latest infrastructure.

CoboLED

The CoboLED range marks Multiform's advance into the highest power density currently offered for event lighting fixtures. Based on multi-chip LEDs in chip-on-board (COBO) technology, and using the most advanced reflector designs available for optimized color mixing, the efficiency and performance of these fixtures is outstanding. With Multiform's legacy of greatest versatility and highest ease-of-use in mind, the CoboLED fixtures have been equipped with stunning internal effect presets which do not require advanced DMX programming knowledge to run a great show. CoboLED fixtures take plug-and-play to the highest level of performance - and being one of the few properly cooled designs using chip-on-board LEDs, they are built to last.



Common characteristics:

LEDs in chip-on-board technology | Polished multi-faceted precision reflector | CDA™ Current Drive Array Technology for efficient constant LED current regulation | Backlit LCD display | S2L with AGC | PDM modulation (camera compliant) | Switch-mode power supply 100-250VAC with PFC (EN61000-3-2 [Class C] compliant) | Forced fan cooling | All-metal cabinet design | IP20 rated | PowCon connectors for AC-In and AC-Out

CoboSquare-VT3025

High-Power RGB LED matrix blinder

25×20W TriLEDs (25x5W-R, 25x7W-G, 25x7W-B) | 30° dispersion angle | Each LED individually controllable | Output 13500 lm
Internal presets for cross-panel effects in various configurations up to 16 units, either stand-alone or via DMX | Sound to light (S2L) control | Full DMX control | Dimensions 580.0x580.0x150.0mm WxHxD (without mounting hardware or standing bracket) | 4 coupler mounting points
12 cross-unit mounting points with mounting hardware (included) | Standing bracket optional (not included) | Weight: 39.8 kg net



Rear view




Cooling system



CoboBar-VT3004

High-Power RGB LED linear chase blinder

4×20W TriLEDs (25x5W-R, 25x7W-G, 25x7W-B) | 30° dispersion angle | Each LED panel individually controllable | Each LED panel ±10° turnable | Output 2160 lm | Internal presets for stand alone or master/slave operation | Full DMX control
Adjustable color balance | Dimensions 600.0x100.0x110.0mm WxHxD (without bracket) | patent-pending multi-bracket for wall/ceiling mounting and tripod mounting | 2 pcs. M10 mounting points | Weight: 4.1kg net



Turnable panels



User Interface with LCD display



CoboLED with reflector



Connection panel

MultiLED

The MultiLED range is Multiform's core product line ever since the introduction of the now legendary Multispot™ LS1310 on 2007, which at the time was the first flat color-mixing LED light source in the world, and has become a design icon and inspiration to numerous fixture makers in its own right. MultiLED fixtures continue to offer an unbeatable balance of performance, ruggedness and value-for money; they are self-explanatory in their operation and stable in their performance. Event, Architecture, Decoration – you name it, they cover it.



Common characteristics:

3 buttons + rotary control with 3-digit LED display | S2L with AGC | 3 Modes: Fixed Color – Auto – DMX | PDM modulation (camera compliant) | Switch-mode power supply 100-250VAC | Convection cooling (no fan) | All-metal cabinet design | M6 safety lug mounting point | Split-style bracket | IP20 rated

MultiSpot-GI-LS3310

Compact medium-power RGB LED light source with honeycomb color-mixing system

307×60mW 5mm LEDs (102-R, 102-G, 103-B)
15° dispersion angle | Output 530 lm | Polished reflector | Dimension 269.0x275.7x93.0mm WxHxD (with bracket) | Weight: 1.8kg net



MultiSpot-GI-HT3012

Compact high-power RGB LED light source

Characteristics: 12×3W TriLEDs (12x1W-R, 12x1W-G, 12x1W-B) | 25° dispersion angle
Output 1680 lm | Precision PMMA collimator lenses
Dimension 269.0x275.7x115.0mm WxHxD (with bracket) | Weight: 2.8kg net



Rear view



Slim profile



DMX termination switch



Power supply

Common characteristics:

Precision PMMA collimator lenses | CDA™ Current Drive Array Technology for efficient constant LED current regulation | MCU-controlled LED panel temperature with automatic limiter | Backlit LCD display | S2L with AGC | PDM modulation (camera compliant) | Adjustable color balance | Switch-mode power supply 100-250VAC with PFC (EN61000-3-2 [Class C] compliant) | Convection cooling (no fan) | All-metal cabinet design | M6 safety lug mounting point | Split-style bracket | IP20 rated (indoor version) – IP65 rated (outdoor version) | PowCon connectors for AC-In and AC-Out | Dimensions 330.0x327.0x151.5mm WxHxD (with bracket) | Weight: 7.1kg net



MultiSpot-GII-HS2034

High-Power tunable white LED light source

34×2.5W white LEDs (16xWarmWhite-2700K, 18xColdWhite-6500K) | 25° dispersion angle (other angles on request) | User exchangeable lens panel | Output 4600 lm

MultiSpot-GII-HT3030

High-Power RGB LED light source

30x3W TriLEDs (30x1W-R, 30x1W-G, 30x1W-B) | 25° dispersion angle (other angles on request) | User exchangeable lens panel | Output 3550 lm



MultiSpot-GII-HQ4020

High-Power RGBW LED light source

20x5W QuadLEDs (20x1W-R, 20x1.4W-G, 20x1.4W-B, 20x1.4W-W) | 25° dispersion angle (other angles on request) | User exchangeable lens panel | Output 3650 lm

MultiSpot-GII-HS5034

High-Power RGBAW LED light source

34x1W/3W LEDs (8x1W-R, 6x3W-G, 6x3W-B, 8x1W-A, 6x3W-W) | 25° dispersion angle (other angles on request) | User exchangeable lens panel | Output 2600 lm



Rear view



Compensation valve



Power supply



Ceramic LED
(only HQ4020)



CDA LED driver

Common characteristics:

Precision PMMA collimator lenses | CDA™ Current Drive Array Technology for efficient constant LED current regulation | MCU-controlled LED panel temperature with automatic limiter | Backlit LCD display | S2L with AGC PDM modulation (camera compliant) | Adjustable color balance | Switch-mode power supply 100-250VAC with PFC (EN61000-3-2 [Class C] compliant) | Convection cooling (no fan) with Dissimax™ heatsink for extended LED lifetime | All-metal cabinet design | Flexible dual brackets (removable in versatile T-slot for M10 nuts) | IP20 rated (indoor version) – IP65 rated (outdoor version) | PowCon connectors for AC-In and AC-Out | Dimensions 1011.0 x 75.5 x 101.5mm WxHxD (without bracket) | Weight: 6.2kg net



MultiWall-GII-HT3024

High-Power RGB LED linear light source for general illumination

24x3W TriLEDs (24x1W-R, 24x1W-G, 24x1W-B) | 25° dispersion angle | Output 3400 lm



High-Power RGB LED linear light source for wall-washing

49x1W LEDs (16x1W-R, 21x1W-G, 12x1W-B) | 25°x75° elliptical dispersion angle | Output 2300 lm

MultiWall-GII-HS3049



MultiWall-GII-HS5062

High-Power RGBAW LED linear light source for wall-washing

62x1W LEDs (12x1W-R, 21x1W-G, 12x1W-B, 8x1W-A, 9x1W-W) | 25°x75° elliptical dispersion angle | Output 3250 lm



User interface



Input Connectors



Output Connectors



Power Supply



Compensation valve



Side view with
M10 nut groove



Versatile bracket



CDA LED driver

VersoLED

The VersoLED range makes genuine Multiform performance and quality available to users with more basic requirements and thus allows to specify a Multiform product even in the most budget-conscious applications. Working with a simple yet intuitive user interface, and a plain yet rugged mechanical structure, the VersoLED fixtures mark an excellent entry-level choice into the world of professional event lighting.



Common characteristics:

Precision PMMA collimator lenses | CDA™ Current Drive Array Technology for efficient constant LED current regulation | 3 buttons + 3-digit LED display user interface | PWM modulation (camera compliant) | Switch-mode power supply 100-250VAC | Fan-assisted low-noise hybrid cooling | All-metal cabinet design | Dual bracket | Patented angled connection panel with DMX connections and AC Input-Output IEC connections | IP20 rated | Dimension 186.0x252.0 DxL (without bracket) | Weight: 2.4kg net

VersoPar-HS2039

High-Power tunable white LED light source

39x2.5W white LEDs (18xWarmWhite-2700K, 21xColdWhite-6500K) | 20° dispersion angle | Output 4250 lm | Stand-alone mode with 9 color temperature presets and adjustable brightness | Strobe mode with adjustable speed | DMX operation in 2- 3- and 4-channel configuration



VersoPar-HS3039

High-power RGB LED narrow-angle light source

39x3W LEDs (9x3W-R, 18x3W-G, 12x3W-B) | 20° dispersion angle | Output 3280 lm | 3 Operation modes: Static Color – Auto – DMX | Sound-to-Light (S2L) for stand-alone operation | Switching and fading presets for stand-alone operation | Brightness and pattern speed adjustable in stand-alone operation | DMX operation in 3- 4- and 5-Channel configuration



VersoPar-HT3018

High-power RGB LED light source

18x3W TriLEDs (18x1W-R, 18x1W-G, 18x1W-B) | 25° dispersion angle | Output 2550 lm | 3 Operation modes: Static Color – Auto – DMX | Sound-to-Light (S2L) for stand-alone operation | Switching and fading presets for stand-alone operation | Brightness and pattern speed adjustable in stand-alone operation | DMX operation in 3- 4- and 5-Channel configuration



User interface



Angled connections



hanging operation



standing operation



uplighter operation



Hybrid power supply



CDA LED driver

Common characteristics:

Precision PMMA collimator lenses | CDA™ Current Drive Array Technology for efficient constant LED current regulation | 3 buttons + 3-digit LED display user interface | 3 Operation modes: Static Color – Auto – DMX | Sound-to-Light (S2L) for stand-alone operation | Switching and fading presets for stand-alone operation | Brightness and pattern speed adjustable in stand-alone operation | DMX operation in 3- 4- and 5-Channel configuration | IR sensor for optional IR remote control (not included) | PWM modulation (camera compliant) | Switch-mode power supply 100-250VAC | Noise-free convection cooling (no fan) | All-metal cabinet design | Dual bracket | Rear-side DMX connections and AC Input-Output IEC connections | IP20 rated

VersoPlan-HT3009

High-Power planar RGB LED light source

9x3W TriLEDs (9x1W-R, 9x1W-G, 9x1W-B) | 25° dispersion angle | Output 1250lm | Dimension 208.0x217.0x68.0mm WxHxD (without bracket) | Weight: 2.5kg net



VersoPlan-HT3018

High-Power planar RGB LED light source

18x3W TriLEDs (18x1W-R, 18x1W-G, 18x1W-B) | 25° dispersion angle | Output 2550lm | Dimension 210.0x210.0x73.0mm WxHxD (without bracket) | Weight: 3.1kg net



VersoPlan-HT3030

High-Power planar RGB LED light source

30x3W TriLEDs (30x1W-R, 30x1W-G, 30x1W-B) | 25° dispersion angle | Output 4250lm | Dimension 319.0x210.0x73.0mm WxHxD (without bracket) | Weight: 4.6kg net



HT3018 Rear



HT3009 User Interface



TriLED



CDA LED driver



IRC1
Infrared remote

VersoLine-HT3012

High-Power linear RGB LED light source

12x3W TriLEDs (12x1W-R, 12x1W-G, 12x1W-B) | 25° dispersion angle | LED panel divided into 2 independent sections | Output (total) 1650lm | Precision PMMA collimator lenses | CDA™ Current Drive Array Technology for efficient constant LED current regulation | 3 buttons + 3-digit LED display user interface | 3 Operation modes: Static Color – Auto – DMX | Sound-to-Light (S2L) for stand-alone operation | Switching and fading presets for stand-alone operation | Brightness and pattern speed adjustable in stand-alone operation | DMX operation in 3- 4- 6- 8- and 10-Channel configuration | IR sensor for optional IR remote control (not included) | PWM modulation (camera compliant) | Switch-mode power supply 100-250VAC | Noise-free convection cooling (no fan) | All-metal cabinet design | Two L-shaped mounting brackets | DMX connections and AC Input-Output IEC connections | IP20 rated | Dimension 1015.00x64.0x66.0mm WxHxD (without bracket) | Weight: 2.95kg net



AC Connectors DMX Connectors

User Interface

TriLED

CDA
LED driverIRC1
Infrared remote

VersoStage-HT3028

High-Power RGB LED spot bar

28x3W TriLEDs (28x1W-R, 28x1W-G, 28x1W-B) | 25° dispersion angle | Output (total) 3850lm | 4 independent LED panels with 7 LEDs each | Each panel can be turned and swiveled | Precision PMMA collimator lenses | CDA™ Current Drive Array Technology for efficient constant LED current regulation | 3 buttons + 3-digit LED display user interface | 3 Operation modes: Static Color – Auto – DMX | Sound-to-Light (S2L) for stand-alone operation | Switching and fading presets for stand-alone operation | Brightness and pattern speed adjustable in stand-alone operation | DMX operation in 3- 4- 5- 12- 16- and 20-Channel configuration | IR sensor for optional IR remote control (not included) | PWM modulation (camera compliant) | Switch-mode power supply 100-250VAC | Noise-free convection cooling (no fan) | All-metal cabinet design | 35mm pole mount adaptor included (28mm TV adaptor optional – not included) | 2xM10 thread insert mounting points | DMX connections and AC Input IEC connections | IP20 rated | Dimension 910.00x268.0x82.0mm WxHxD | Weight: 7.2 kg net | Padded gigbag included



User Interface

HT3028 TV
adapter 28mmHT3028
Panel Heatsink

TriLED

CDA
LED driverIRC1
Infrared remote

Controllers

Our history started with lighting controllers more than 40 years ago and we still make some of the finest controllers for specific applications today, which combine our reputation for ease-of-use with the reliability a Multiform product stands for.





MultiLED-LC300H

Intuitive RGB LED Controller

DMX controller for RGB LED fixtures
100 selectable presets (10 patterns with 10 color moods) | 1×3, 2×3, 1×4 and 2×4 configurations for connected fixtures | 4 Modes: Blackout – Pattern – Strobe – All On | Fixed speed, tap speed and sound-to-light | Dim level adjustable | Transition speed adjustable | Mode and tap tempo remotely controllable by optional LC400F
All-metal case | Dimension 92 x 132 x 52mm WxHxD | Weight 0.6kg

MultiFoot-LC400F

Foot-operated remote control

Designed to work with LC300H | controls BLACK OUT mode, ALL ON mode, STROBE mode and tap tempo remotely | ¼" TRS connection (cable included)
Dimension 353.0x76.0x100.0mm WxHxD | Weight 1.1kg



MultiPak-LP405D

DMX-controlled dimmer for incandescent fixtures

4-channel x5A SCR-based dimmer pack | Total load 16A
9 internal chasers | manual dimmer | Foot switch input for blackout | DMX512 control | 4x1, 2x2 and 1x4 DMX modes
Switchable DMX termination | Curve, preheat and limiter adjustable per channel | Flicker filter to comply with EN61000-3-3 | 25A Triacs | All-metal case with handle
Dimension 162.0x234.0x81.0mm WxHxD (with handle)
Weight 2.8kg

MultiFace-USB

USB-DMX Interface following OpenDMX standard

USB bus powered | Open DMX standard | USB type B input socket | 3-pin female DMX output connector with locking feature | Control LEDs for USB bus power and DMX signal | Works with any software which supports OpenDMX interfaces | All-metal case | Dimension 75x37x35mm LxWxH
Weight 0.13kg



distributed by

ADELTO

Europe: Adelto Technologies Ltd.

Seedbed Business Centre • Vanguard Way
Shoeburyness • Essex SS3 9QY • England

Phone: +44 (0)1702 6800-21

Fax: +44 (0)1702 6800-80

Asia: Adelto Ltd.

14th Floor • Flat A • Unionway Commercial Centre
283 Queen's Road Central • Hong Kong

Tel: +852-83406156 • Fax +852-83432209

info@adelto.com • www.adelto.com

an affiliate of
NUCLUS
HOLDINGS LTD